

# **GISNY Library's Guide To**

Signing into the Online Catalog and Creating  
a New Password

To sign in for the first time, click the “Sign In” button at the top of the page

Catalog

dsny.mlasolutions.com/m5/catalog/(S(ulqc0vpjzwn5amxgwjzp3odt))/Default.aspx?internal=1&installation=Default

German International School New York

Library Catalog

Sign In My Account Guest List Reset

Select Library Subject

Reading Program

Enhanced Search Visual Search Search Results

bulletin board web search schedule news

Visual Search Recommended Reading Gallery

Animals Arts


Countries & Cultures Holidays

Enter your barcode number and then click the “Sign In” button underneath

**Note: You do not have a password yet. Please do not type one in here**

Catalog

dsny.mlasolutions.com/m5/catalog/(S(ulqc0vpjzwn5amxgwjzp3odt))/Default.aspx?internal=1&installation=Default

 **German International School New York**  
Library Catalog

[Sign In](#) [My Account](#) [Guest List](#) [Reset](#)

Select Library Subject


Reading Program


Enhanced Search Visual Search Search Results

Login name/barcode

Password

[Sign In](#)



 [Contact Your Librarian](#)

After successfully signing in, click “My Account” at the top of the page. Here you will create your own password

The screenshot shows a web browser window with the URL `dsny.mlasolutions.com/m5/catalog/(S(ulqc0vpjzwn5amxgwjzp3odt))/Default.aspx?internal=1&installation=Default`. The page header includes the school logo and the text "German International School New York Library Catalog". Navigation links at the top include "Sign Out", "My Account" (circled in orange), "My Lists", "Reset", and a home icon. The main content area features a search bar with "Select Library" and "Subject" dropdowns, a "Reading Program" dropdown, and tabs for "Enhanced Search", "Visual Search", and "Search Results". Below these are links for "bulletin board", "web search", "schedule", and "news". The "Visual Search" section displays four categories: Animals, Arts, Countries & Cultures, and Holidays, each with a representative image. The "Recommended Reading" and "Gallery" sections are currently empty.



After opening “My Account,” you will see an option to change your login and/or password. Click that button

The screenshot shows a web browser window with the URL `dsny.mlasolutions.com/m5/catalog/(S(ulqc0vpjzwn5amxgwjzp3odt))/Default.aspx?internal=1&installation=Default`. The page is titled "German International School New York Library Catalog". The user is logged in as Rachael C. and is viewing the "My Account" page. The "Change Login/Password" button is circled in orange.

**German International School New York Library Catalog**

Sign Out My Account My Lists Reset

Select Library Subject Reading Program

Enhanced Search Visual Search Search Results

My Account Print

My information

Change Login/Password

Welcome Back Rachael!

Name: Rachael C.  
Grade:  
Homeroom:  
Teacher:  
Email: email

Loans	Holds	Reserves	Overdues	Fines
0	0	0	0	0

1 new notification

Here you can enter your new password. Make it something only you will know, but that you will remember

Note: Please do not change your login name; we only want new passwords at this time

The screenshot shows a web browser window with the URL `dsny.mlasolutions.com/m5/catalog/(S(ulqc0vpjzwn5amxgwjzp3odt))/Default.aspx?internal=1&installation=Default`. The page header includes the school logo and the title "German International School New York Library Catalog". Navigation links for "Sign Out", "My Account", and "My Lists" are present, along with a "Reset" button and a home icon. The main content area features a search bar with "Select Library" and "Subject" dropdowns, a "Reading Program" dropdown, and buttons for "Enhanced Search", "Visual Search", and "Search Results". Below this, the "My Account" section is visible, containing a "Print" button and a "Change Login/Password" link. The "Change Login/Password" form has three input fields: "Login name", "Password", and "Confirm Password". The "Password" and "Confirm Password" fields are circled in orange, and an orange arrow points to the "OK" button. A "Cancel" button is also present.

Catalog

dsny.mlasolutions.com/m5/catalog/(S(ulqc0vpjzwn5amxgwjzp3odt))/Default.aspx?internal=1&installation=Default

GERMAN INTERNATIONAL SCHOOL NEW YORK

Library Catalog

Sign Out My Account My Lists Reset

Select Library Subject

Reading Program

Enhanced Search Visual Search Search Results

My Account

Print

Change Login/Password

Login name

Password

Confirm Password

OK Cancel

After you have created your password, you will be prompted to sign in again. Enter your barcode and new password and then click “Sign In”

Catalog

dsny.mlasolutions.com/m5/catalog/(S(ulqc0vpjzwn5amxgwjzp3odt))/Default.aspx?internal=1&installation=Default

German International School New York

Library Catalog

Sign In My Account Guest List Reset

Select Library Subject

Reading Program

Enhanced Search Visual Search Search Results

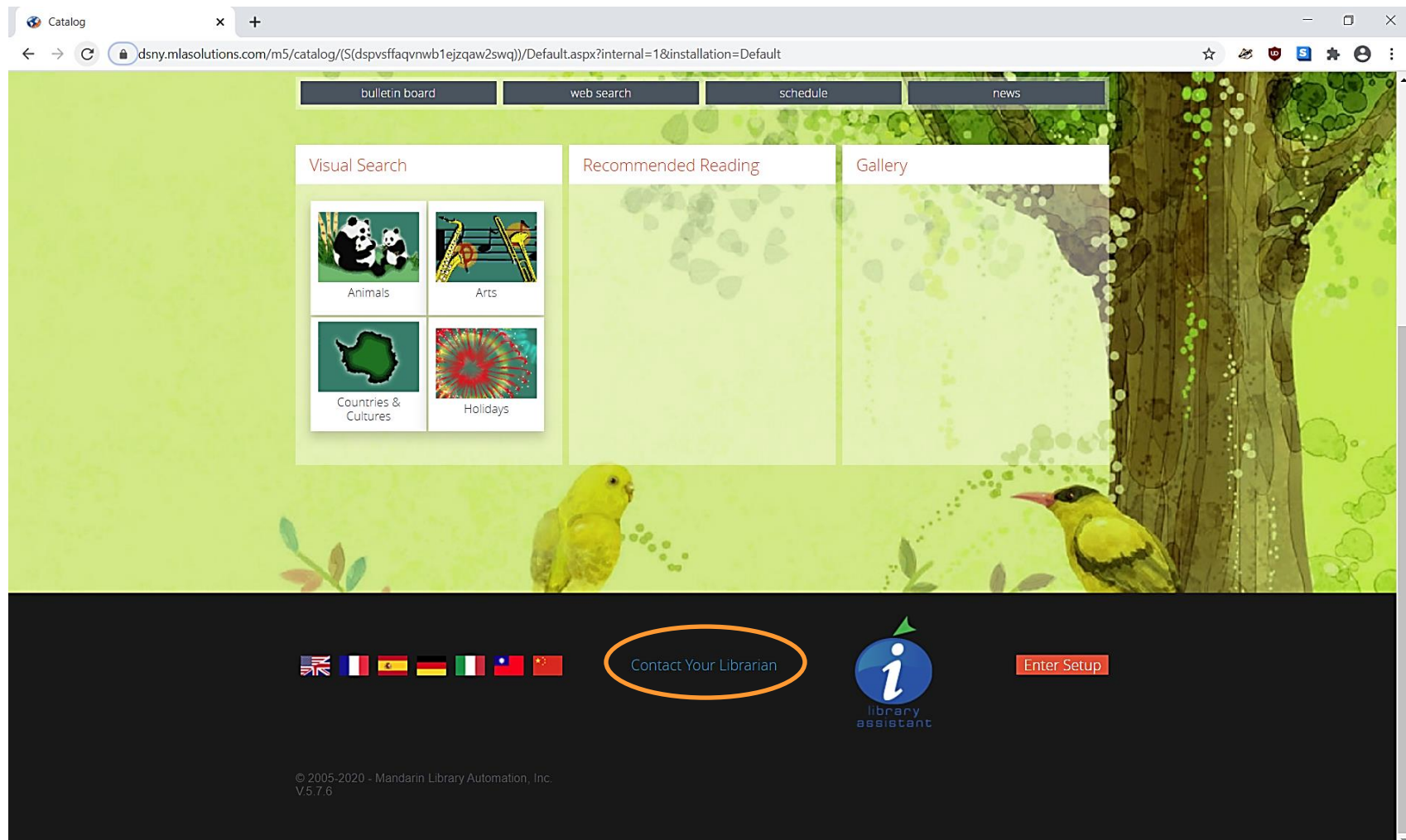
Login name/barcode

Password

Sign In

Contact Your Librarian

There is no option to click “forgot password” if you forget your new password, but don’t worry! If that happens, you can always email the library or click “Contact your Librarian” and we can reset your password. Then you will repeat this process. We ask that you do create a password for privacy reasons.





**If you click on “Contact Your Librarian,” you will get this page.**  
**Please enter your name, email address, the subject line “Forgot Password”, and include your barcode number (very important!) in the email, so we can reset your password for you and let you know when we have finished!**

The screenshot shows a web browser window with the URL `dsny.mlasolutions.com/m5/catalog/(S(xh5chvuy5ethxc1xjn5d2fqj))/Default.aspx?internal=1&installation=Default`. The page header includes the school logo, the title "German International School New York", and the "Library Catalog" section. Navigation links for "Sign Out", "My Account", and "My Lists" are present, along with a "Reset" button and a home icon. The main content area features a search bar with a "Select Library" dropdown set to "Anywhere" and a "Reading Program" dropdown. Below the search bar are buttons for "Enhanced Search", "Visual Search", and "Search Results". The contact form at the bottom consists of four fields: "Name", "Submitter E-mail", "Subject", and "Message". The "Message" field is a large text area.

Catalog

dsny.mlasolutions.com/m5/catalog/(S(xh5chvuy5ethxc1xjn5d2fqj))/Default.aspx?internal=1&installation=Default

GERMAN INTERNATIONAL SCHOOL NEW YORK

Library Catalog

Sign Out My Account My Lists Reset

Select Library Anywhere

Reading Program

Enhanced Search Visual Search Search Results

Name

Submitter E-mail

Subject

Message